



INSTITUTO NACIONAL DE ESTATÍSTICA  
STATISTICS PORTUGAL

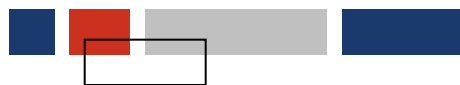
*ec.europa.eu/eurostat*



## » INE Portugal

Serviço de Apoio às Estatísticas Europeias em Portugal «

### Serviço de Difusão



Lisboa, Outubro/2012





Serviço



- Providenciar apoio no acesso a informação Estatística Europeia
- Apoio Clientes – Pesquisa Informação no site do Eurostat
- Promover a informação Estatística Europeia



# O que é o Eurostat?



- O Eurostat é uma Direção-Geral da Comissão Europeia e cujo Comissário é Algirdas Šemeta (Taxation and Customs Union, Audit and Anti-Fraud);
- O Eurostat é a Instituição central do Sistema Estatístico Europeu (ESS), constituído pelos INE's da UE e países EFTA;
- O Eurostat é a autoridade Europeia para a informação estatística oficial da União Europeia.

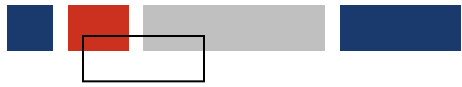


# Qual é o papel do Eurostat?



- Compilação de dados dos outros INE's da EU;
- Harmonização da informação (de acordo com uma metodologia comum) - Legisla/Regula;
- Produção dos agregados UE/27 e UM;
- Divulgação de informação estatística Europeia.





Website do Eurostat:



<http://epp.eurostat.ec.europa.eu>

Ou nos motores de busca: palavra **EUROSTAT**



INSTITUTO NACIONAL DE ESTATÍSTICA  
STATISTICS PORTUGAL

# Website EUROSTAT

European Commission > Eurostat > Home

Home | Statistics | Publications | About Eurostat | User support

Search

Log in | Register | Log off

Statistics Explained

Country profiles

In the spotlight

Competition for Administrators (AD5 and AD7) in the fields of Statistics, European

Internet | Modo Protegido: Activado

**Statistics Database**

**Release Calendars**

**Most popular database tables**

- › GDP per capita in PPS
- › Real GDP growth rate
- › Total population
- › Unemployment rate
- › Employment rate
- › Inflation (monthly)
- › Inflation rate (annual)

**Selected Statistics**

- › Europe 2020 indicators
- › Euroindicators/PSEIs
- › Sustainable development indicators
- › Government finance
- › Prices (HICP)

**Selected Publications**

- › Eurostat Yearbook
- › European Business
- › Income and living conditions in Europe

Energy, transport and environment indicators

**Latest news releases** Press centre | RSS

	01.04.2011	Latest figures on the demographic challenges in the EU
	01.04.2011	Euro area unemployment rate at 9.9%
	31.03.2011	Euro area inflation estimated at 2.6%
	29.03.2011	The number of asylum applicants registered in the EU27 stable around 260 000 in 2010
	23.03.2011	Industrial new orders up by 0.1% in euro area
	22.03.2011	Road freight transport down by 10% and rail freight by 17% in 2009
	18.03.2011	Euro area external trade deficit 14.8 bn euro


Full list

**Latest updates of Statistics Explained**


	01.04.2011	Updated: Unemployment statistics
	30.03.2011	New: Road freight transport statistics
	28.03.2011	New: Electricity market indicators
	23.03.2011	New: Global value chains - international sourcing to China and India
	16.03.2011	Updated: Labour cost index - recent trends




# Website EUROSTAT




- Acesso directo às Bases de dados do Eurostat;
- Calendário de divulgação de News releases de Euro Indicators (indicadores económicos de curto prazo), bem como ligações a calendários de divulgação dos Estados Membros.



- Acesso directo a tabelas predefinidas dos principais indicadores, tais como o PIB e sua evolução, População, Emprego/Desemprego e Inflação.



- Acesso directo a grupos de indicadores que medem a evolução das Políticas de Estratégia da União Europeia .



- Acesso directo às publicações mais importantes, editadas pelo Eurostat, bem como à mais recente.



# Website EUROSTAT



➤ Acesso à área de pesquisa e registo. Como utilizador registado tem acesso a mais ferramentas de extração de dados das bases de dados.

➤ Acesso á ferramenta que é um guia às Estatísticas Europeias. É uma enciclopédia complementada com um glossário Estatístico e que providencia ajuda na compreensão da informação estatística e sua terminologia.

➤ Ferramenta que permite construir mapas á medida das necessidades, permitindo seleccionar os países e indicadores para os quais se pretende obter comparação

➤ Área utilizada para divulgação de eventos relacionados com a informação estatística Europeia



Search

 [Log in](#) | [Register](#) | [Log off](#)

**Statistics Explained**

  
Your guide to European statistics

**Country profiles**



**In the spotlight**

-  EU
- How Eurostat complies with the European Statistics Code of Practice
- Financial Crisis
- Climate change
- GDP and beyond

Competition for Administrators (AD5 and AD7) in the fields of Statistics, European Public Administration, Law, Economics, Audit and Finance.

**Past conference** 





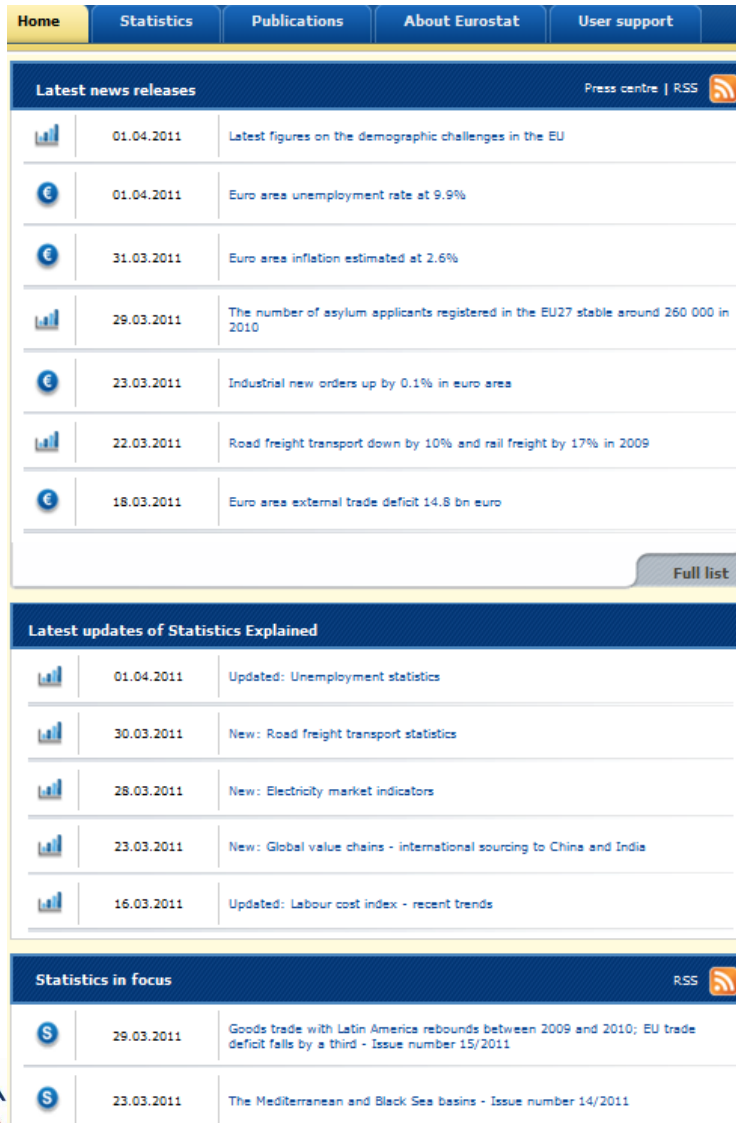
# Website EUROSTAT



➤ Área de divulgação diária de News Releases



➤ Apresentação das mais recentes Statistics in Focus e Data in Focus



The screenshot shows the Eurostat website interface. At the top, there is a navigation menu with 'Home', 'Statistics', 'Publications', 'About Eurostat', and 'User support'. Below the menu, there are three main sections:

- Latest news releases:** A list of news releases with dates and titles. The first item is dated 01.04.2011 and titled 'Latest figures on the demographic challenges in the EU'. Other items include 'Euro area unemployment rate at 9.9%' (01.04.2011), 'Euro area inflation estimated at 2.6%' (31.03.2011), 'The number of asylum applicants registered in the EU27 stable around 260 000 in 2010' (29.03.2011), 'Industrial new orders up by 0.1% in euro area' (23.03.2011), 'Road freight transport down by 10% and rail freight by 17% in 2009' (22.03.2011), and 'Euro area external trade deficit 14.8 bn euro' (18.03.2011). A 'Full list' link is at the bottom right of this section.
- Latest updates of Statistics Explained:** A list of updates with dates and titles. The first item is dated 01.04.2011 and titled 'Updated: Unemployment statistics'. Other items include 'New: Road freight transport statistics' (30.03.2011), 'New: Electricity market indicators' (28.03.2011), 'New: Global value chains - international sourcing to China and India' (23.03.2011), and 'Updated: Labour cost index - recent trends' (16.03.2011).
- Statistics in focus:** A list of focus items with dates and titles. The first item is dated 29.03.2011 and titled 'Goods trade with Latin America rebounds between 2009 and 2010; EU trade deficit falls by a third - Issue number 15/2011'. The second item is dated 23.03.2011 and titled 'The Mediterranean and Black Sea basins - Issue number 14/2011'.




➤ Divulgação dos mais recentes “updates” da ferramenta Statistics Explained



# Website EUROSTAT



European Commission > Eurostat > Statistics > Statistics by theme

Home **Statistics** Publications About Eurostat User support 

**Statistics**

**Statistics by theme**

- Statistics A - Z
- Browse / Search database
- Bulk download
- Access to microdata

▼ Metadata

- Concepts and definitions
- Legislation and methodology
- Classifications
- Glossaries and thesauri
- National methodologies
- Euro-SDMX Metadata Structure
- Standard code lists

**EU Policy indicators**

- Europe 2020 indicators
- Euro indicators/ PEEIs
- Sustainable Development Indicators
- Employment and Social Policy Indicators
- Globalisation Indicators

**Statistics by theme**

- General and regional statistics**
  - Regions and cities
  - International cooperation
  - Cooperation with Mediterranean countries- MEDSTAT programme
  - Candidate and potential candidate countries
- Economy and finance**
  - National accounts (including GDP)
  - ESA 95 Input-Output tables
  - European sector accounts
  - Government finance statistics
  - Exchange rates
  - Interest rates
  - Monetary and other financial statistics
  - Harmonized Indices of Consumer Prices (HICP)
  - Purchasing power parities (PPPs)
  - Balance of payments
- Population and social conditions**
  - Population
  - Health (Public health/ Health safety at work)
  - Education and training
  - Labour market (including IFS - Labour Force Survey)
  - Income, Social Inclusion and Living conditions
  - Social protection
  - Household Budget Surveys
  - Crime and criminal justice
  - Culture
- Industry, trade and services**
  - Structural business statistics
  - Short-term business statistics
  - Tourism
  - Manufactured goods (Prodcom)
  - Information society
- Agriculture and fisheries**
  - Agriculture
  - Forestry
  - Fisheries
  - Food: from farm to fork
  - Agri-Environmental Indicators
- External trade**
  - External trade
- Transport**
  - Transport
- Environment and energy**
  - Environment
  - Energy
- Science and technology**
  - Science, technology and innovation



# Website EUROSTAT



The screenshot shows the Eurostat website interface. At the top, there is a blue header with the European Commission logo and the text "eurostat Your key to European statistics". Below this is a navigation bar with buttons for "Home", "Statistics", "Publications", "About Eurostat", and "User support". The main content area is divided into three columns: "Population", "Introduction", and "See also". The "Population" column has a sub-menu with "Introduction", "Data", "Main tables", "Database", "Legislation", "Publications", "Demography", "International Migration and Asylum", and "Population projections". A red arrow points to the "Publications" link. The "Introduction" column contains text about Eurostat's demographic data and migration statistics. The "See also" column features "Statistics Explained" and "Don't miss" sections.

European Commission > Eurostat > Population > Introduction

Home Statistics Publications About Eurostat User support

**Population**

- Introduction
- Data
  - Main tables
  - Database
  - Legislation
- Publications
- Demography
- International Migration and Asylum
- Population projections

**Introduction**

Eurostat provides information for a large range of demographic data, including statistics on populations at national and regional level (census tables, population estimates and projections) as well as for various demographic factors (births, deaths, marriages and divorces, immigration and emigration) influencing the size, the structure and the specific characteristics of these populations.

In addition, statistics are available for migration flows, foreign population stocks, acquisition of citizenship and asylum applications. Statistics on the enforcement of immigration legislation (refusals of entry, returns) and on residence permits are under development and will be published in the course of 2009.

Data are provided not only for the European Union Member States and Candidate Countries but as well for the European Free Trade Association and other countries.

A number of important European Commission policies, notably in the social and the economic fields, use demographic data for the planning of actions and the monitoring and evaluation of the relevant implementation programmes. For example regional population data are used for the calculation of the regional GDP per capita, which is used as part of the decision making criteria for the allocation of structural funds to economically less advantaged regions. Another example concerning migration is the development and monitoring of harmonised immigration policies and a common asylum system in the European Union.

**See also**

- Statistics Explained  
Your guide to European statistics

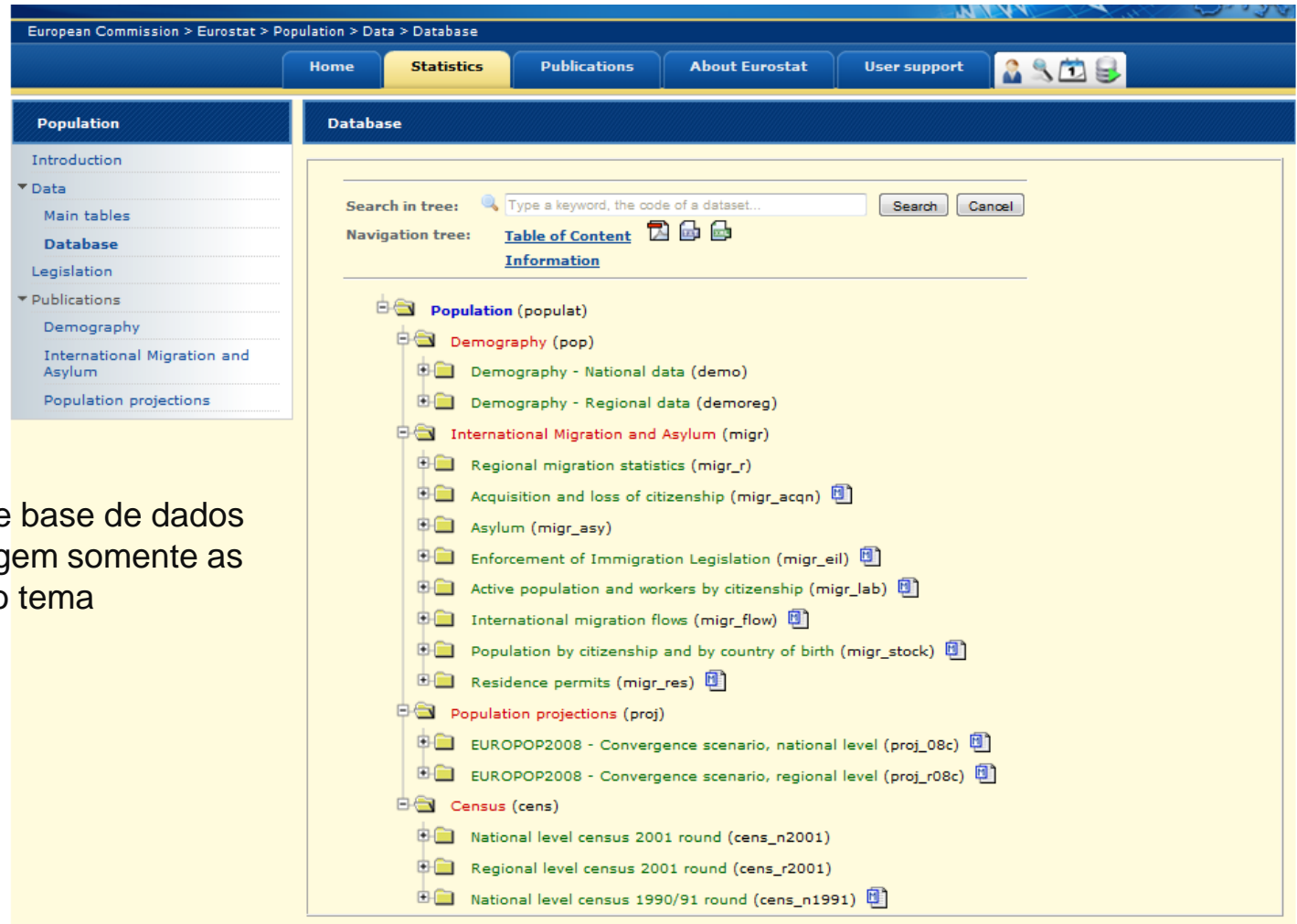
**Don't miss**

- Work session on demographic projections  
This publication addresses a very wide range of methodological and policy issues covering fertility, mortality, household and migration projections and their importance for policy formulation.

Last update 25.04.2009



# Website EUROSTAT



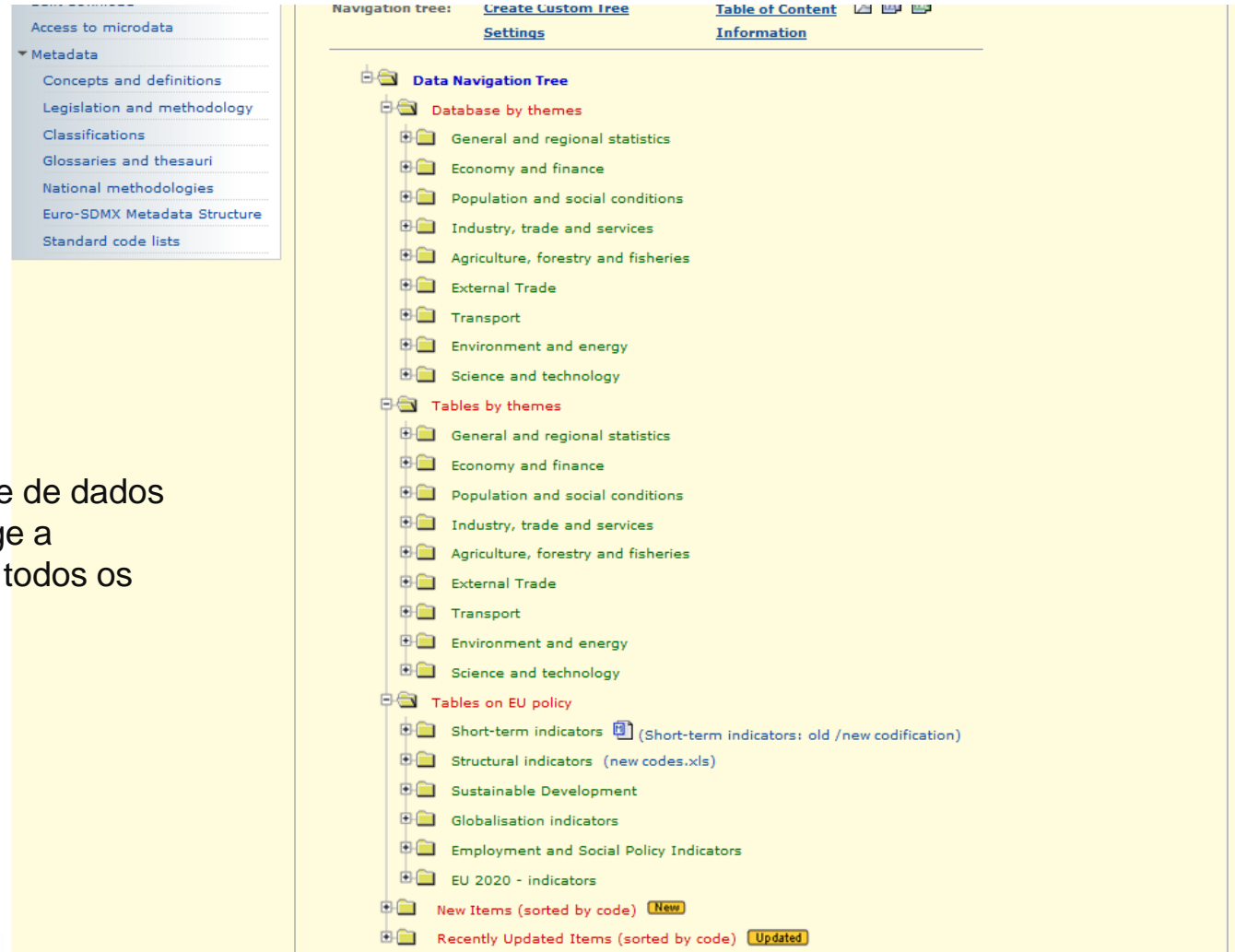
The screenshot displays the Eurostat website interface. The breadcrumb trail at the top reads: European Commission > Eurostat > Population > Data > Database. The main navigation bar includes links for Home, Statistics, Publications, About Eurostat, and User support. A left-hand sidebar menu is titled 'Population' and contains sections for Introduction, Data (with sub-links for Main tables, Database, and Legislation), and Publications (with sub-links for Demography, International Migration and Asylum, and Population projections). The main content area, titled 'Database', features a search bar with the placeholder text 'Type a keyword, the code of a dataset...' and buttons for Search and Cancel. Below the search bar is a navigation tree with links for 'Table of Content' and 'Information'. The tree structure is as follows:

- Population (populat)
  - Demography (pop)
    - Demography - National data (demo)
    - Demography - Regional data (demoreg)
  - International Migration and Asylum (migr)
    - Regional migration statistics (migr\_r)
    - Acquisition and loss of citizenship (migr\_acqn)
    - Asylum (migr\_asy)
    - Enforcement of Immigration Legislation (migr\_eil)
    - Active population and workers by citizenship (migr\_lab)
    - International migration flows (migr\_flow)
    - Population by citizenship and by country of birth (migr\_stock)
    - Residence permits (migr\_res)
  - Population projections (proj)
    - EUROPOP2008 - Convergence scenario, national level (proj\_08c)
    - EUROPOP2008 - Convergence scenario, regional level (proj\_r08c)
  - Census (cens)
    - National level census 2001 round (cens\_n2001)
    - Regional level census 2001 round (cens\_r2001)
    - National level census 1990/91 round (cens\_n1991)

➤ Acesso à árvore de base de dados pelo tema, onde surgem somente as coleções relativas ao tema



# Website EUROSTAT



Access to microdata

- Metadata
  - Concepts and definitions
  - Legislation and methodology
  - Classifications
  - Glossaries and thesauri
  - National methodologies
  - Euro-SDMX Metadata Structure
  - Standard code lists

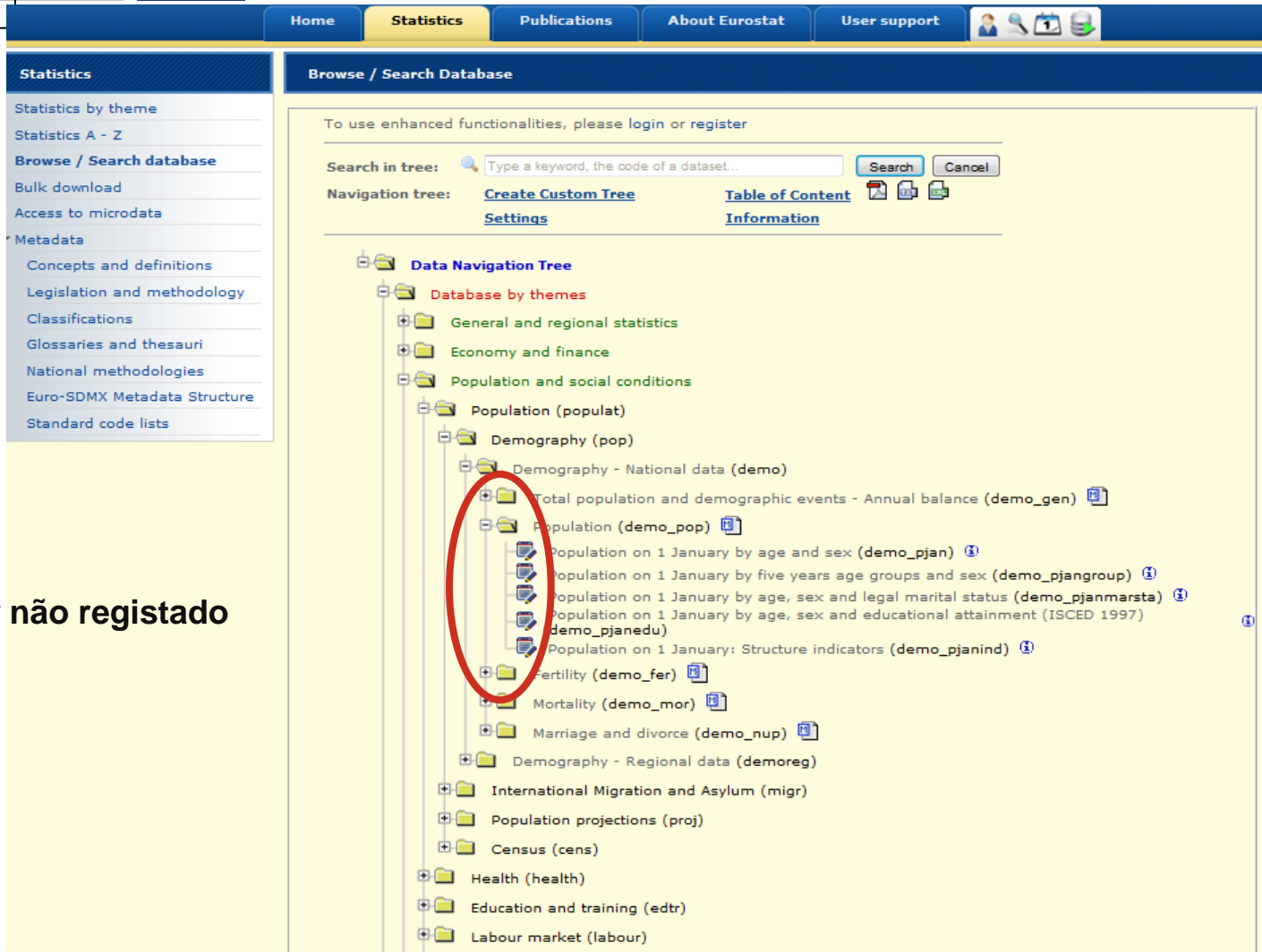
Navigation tree: [Create Custom Tree](#) [Table of Content](#) [Settings](#) [Information](#)

- Data Navigation Tree
  - Database by themes
    - General and regional statistics
    - Economy and finance
    - Population and social conditions
    - Industry, trade and services
    - Agriculture, forestry and fisheries
    - External Trade
    - Transport
    - Environment and energy
    - Science and technology
  - Tables by themes
    - General and regional statistics
    - Economy and finance
    - Population and social conditions
    - Industry, trade and services
    - Agriculture, forestry and fisheries
    - External Trade
    - Transport
    - Environment and energy
    - Science and technology
  - Tables on EU policy
    - Short-term indicators (Short-term indicators: old /new codification)
    - Structural indicators (new codes.xls)
    - Sustainable Development
    - Globalisation indicators
    - Employment and Social Policy Indicators
    - EU 2020 - indicators
  - New Items (sorted by code) **New**
  - Recently Updated Items (sorted by code) **Updated**

➤ Acesso à árvore de base de dados pela homepage onde surge a totalidade as coleções de todos os temas



# Website EUROSTAT



The screenshot shows the Eurostat website interface. The top navigation bar includes links for Home, Statistics, Publications, About Eurostat, and User support. The left sidebar contains a menu for Statistics, with options like 'Browse / Search database' and 'Access to microdata'. The main content area is titled 'Browse / Search Database' and features a search bar and a navigation tree. The navigation tree is expanded to show 'Population (populat)' and 'Demography (pop)'. A red circle highlights the 'Population (demo\_pjan)' item in the tree. The text 'Utilizador não registado' is overlaid on the left side of the screenshot.

Statistics

- Statistics by theme
- Statistics A - Z
- Browse / Search database**
- Bulk download
- Access to microdata
- Metadata
  - Concepts and definitions
  - Legislation and methodology
  - Classifications
  - Glossaries and thesauri
  - National methodologies
  - Euro-SDMX Metadata Structure
  - Standard code lists

Browse / Search Database

To use enhanced functionalities, please login or register

Search in tree:  Type a keyword, the code of a dataset...

Navigation tree: [Create Custom Tree](#) [Table of Content](#) [Settings](#) [Information](#)

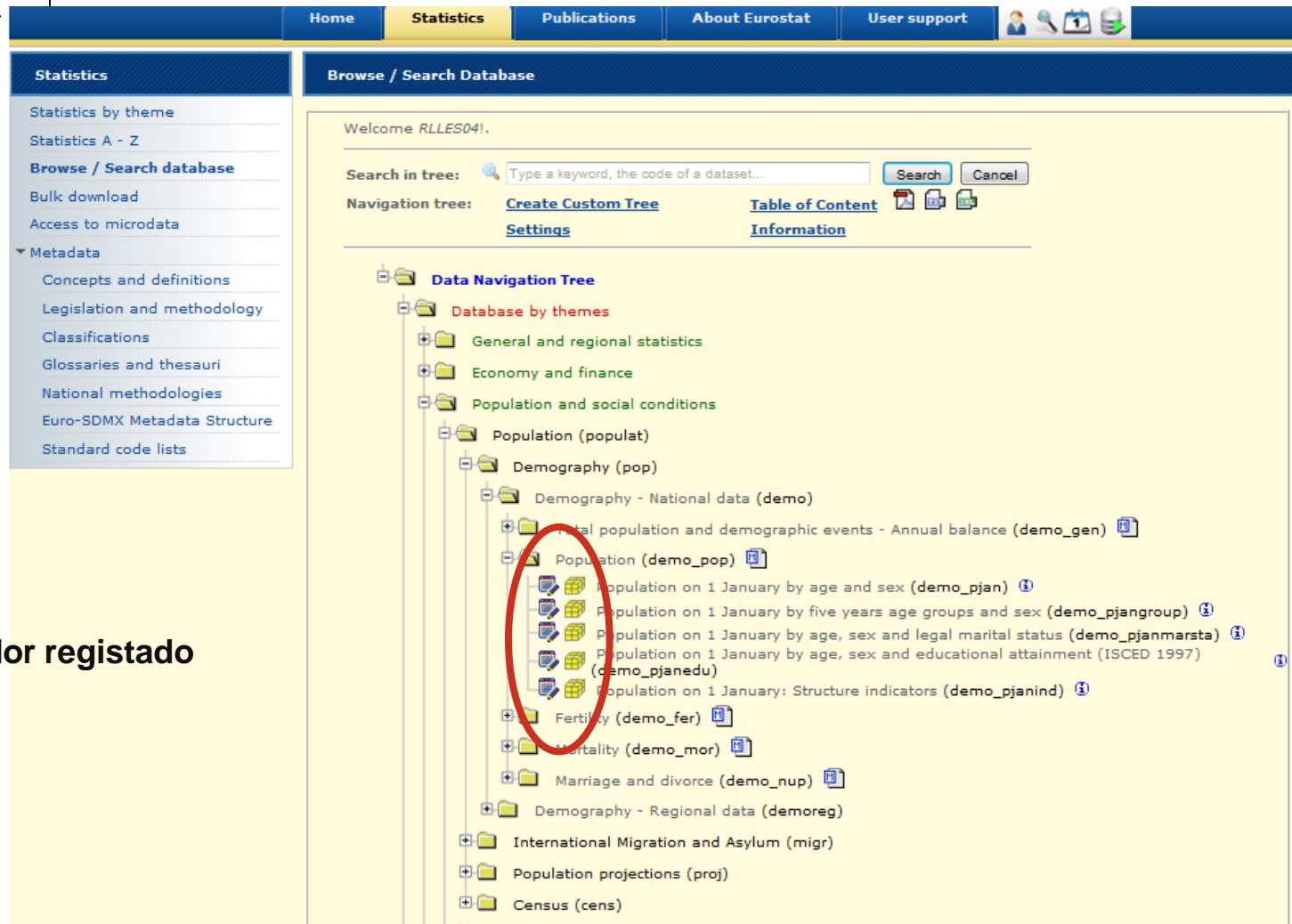
Data Navigation Tree

- Database by themes
  - General and regional statistics
  - Economy and finance
  - Population and social conditions
    - Population (populat)
      - Demography (pop)
        - Demography - National data (demo)
          - Total population and demographic events - Annual balance (demo\_gen)
          - Population (demo\_pop)**
            - Population on 1 January by age and sex (demo\_pjan)
            - Population on 1 January by five years age groups and sex (demo\_pjangroup)
            - Population on 1 January by age, sex and legal marital status (demo\_pjanmarsta)
            - Population on 1 January by age, sex and educational attainment (ISCED 1997) (demo\_pjanedu)
            - Population on 1 January: Structure indicators (demo\_pjanind)
          - Fertility (demo\_fer)
          - Mortality (demo\_mor)
          - Marriage and divorce (demo\_nup)
        - Demography - Regional data (demoreg)
      - International Migration and Asylum (migr)
      - Population projections (proj)
      - Census (cens)
    - Health (health)
    - Education and training (edtr)
    - Labour market (labour)

Utilizador não registado




# Website EUROSTAT



Welcome *RLLES04!*.

Search in tree:

Navigation tree: [Create Custom Tree](#) [Table of Content](#) [Settings](#) [Information](#)

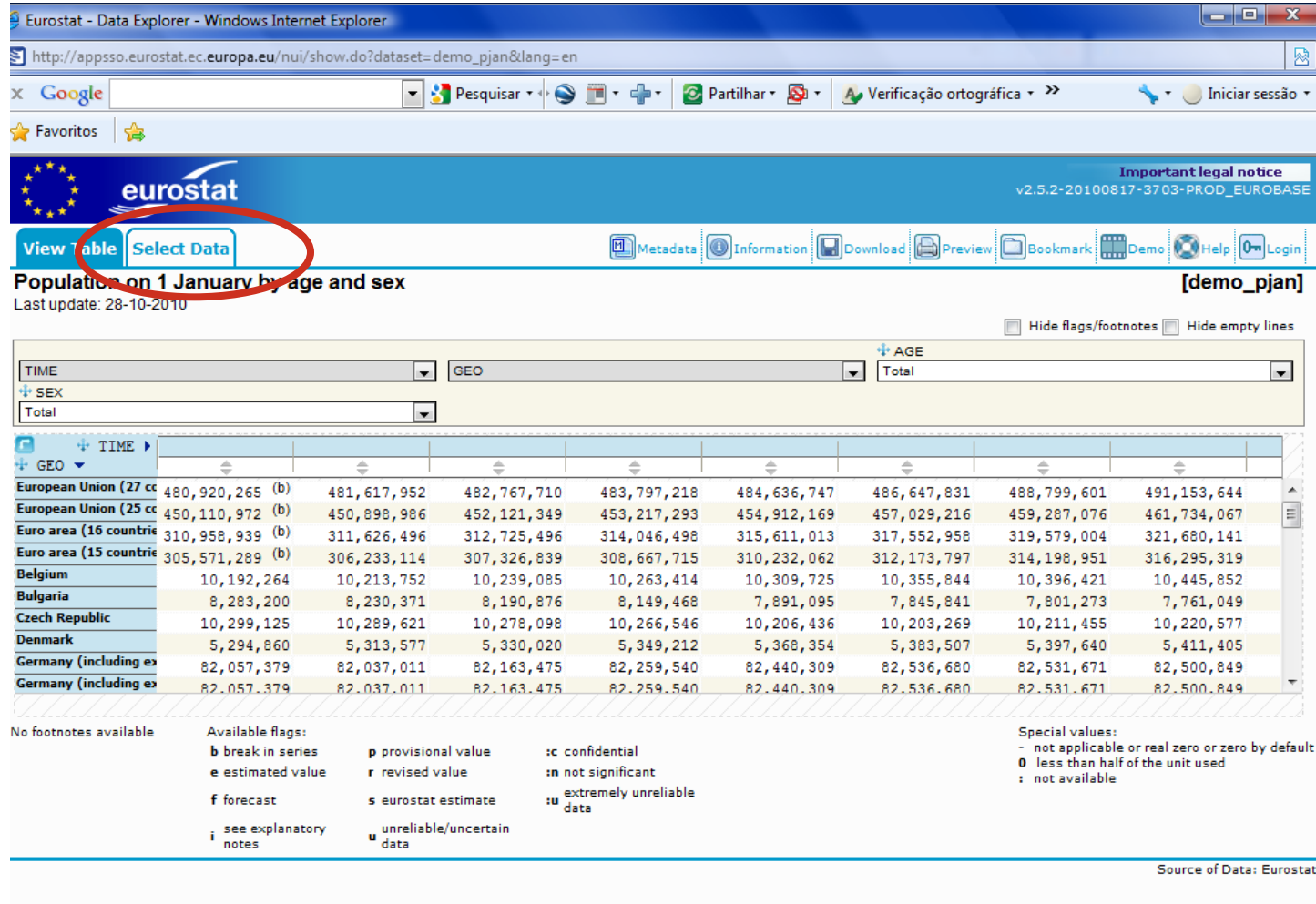
- Data Navigation Tree
  - Database by themes
    - General and regional statistics
    - Economy and finance
    - Population and social conditions
      - Population (populat)
        - Demography (pop)
          - Demography - National data (demo)
            - Population and demographic events - Annual balance (demo\_gen)
            - Population (demo\_pop) 
              - Population on 1 January by age and sex (demo\_pjan)
              - Population on 1 January by five years age groups and sex (demo\_pjangroup)
              - Population on 1 January by age, sex and legal marital status (demo\_pjanmarsta)
              - Population on 1 January by age, sex and educational attainment (ISCED 1997) (demo\_pjanedu)
              - Population on 1 January: Structure indicators (demo\_pjanind)
            - Fertility (demo\_fer)
            - Mortality (demo\_mor)
            - Marriage and divorce (demo\_nup)
          - Demography - Regional data (demoreg)
        - International Migration and Asylum (migr)
        - Population projections (proj)
        - Census (cens)

Utilizador registado



# Website EUROSTAT

## Ferramenta de extracção de dados



**Population on 1 January by age and sex**  
Last update: 28-10-2010

Hide flags/footnotes  Hide empty lines

TIME: [Total] GEO: [Total] AGE: [Total]

GEO	2007	2008	2009	2010	2011	2012	2013	2014
European Union (27 countries)	480,920,265 (b)	481,617,952	482,767,710	483,797,218	484,636,747	486,647,831	488,799,601	491,153,644
European Union (25 countries)	450,110,972 (b)	450,898,986	452,121,349	453,217,293	454,912,169	457,029,216	459,287,076	461,734,067
Euro area (16 countries)	310,958,939 (b)	311,626,496	312,725,496	314,046,498	315,611,013	317,552,958	319,579,004	321,680,141
Euro area (15 countries)	305,571,289 (b)	306,233,114	307,326,839	308,667,715	310,232,062	312,173,797	314,198,951	316,295,319
Belgium	10,192,264	10,213,752	10,239,085	10,263,414	10,309,725	10,355,844	10,396,421	10,445,852
Bulgaria	8,283,200	8,230,371	8,190,876	8,149,468	7,891,095	7,845,841	7,801,273	7,761,049
Czech Republic	10,299,125	10,289,621	10,278,098	10,266,546	10,206,436	10,203,269	10,211,455	10,220,577
Denmark	5,294,860	5,313,577	5,330,020	5,349,212	5,368,354	5,383,507	5,397,640	5,411,405
Germany (including ex)	82,057,379	82,037,011	82,163,475	82,259,540	82,440,309	82,536,680	82,531,671	82,500,849
Germany (including ex)	82.057.379	82.037.011	82.163.475	82.259.540	82.440.309	82.536.680	82.531.671	82.500.849

No footnotes available

Available flags:  
**b** break in series  
**e** estimated value  
**f** forecast  
**i** see explanatory notes  
**p** provisional value  
**r** revised value  
**s** eurostat estimate  
**u** unreliable/uncertain data  
**sc** confidential  
**sn** not significant  
**su** extremely unreliable data

Special values:  
 - not applicable or real zero or zero by default  
 0 less than half of the unit used  
 : not available

Source of Data: Eurostat





# Website EUROSTAT

## Tabelas predefinidas



The screenshot shows the Eurostat website interface. At the top, there is a blue header with the European Commission logo and the text "eurostat Your key to European statistics". Below the header is a navigation bar with buttons for "Home", "Statistics", "Publications", "About Eurostat", and "User support". The "Statistics" button is highlighted in yellow. A red arrow points to the "Main tables" link in the left-hand navigation menu under the "Data" section. The main content area is divided into three columns: "Introduction", "See also", and "Don't miss". The "Introduction" column contains text about Eurostat's demographic data and migration statistics. The "See also" column features a link to "Statistics Explained". The "Don't miss" column highlights a publication on demographic projections. At the bottom of the page, a grey bar indicates the last update date: "Last update 25.04.2009".



# Website EUROSTAT

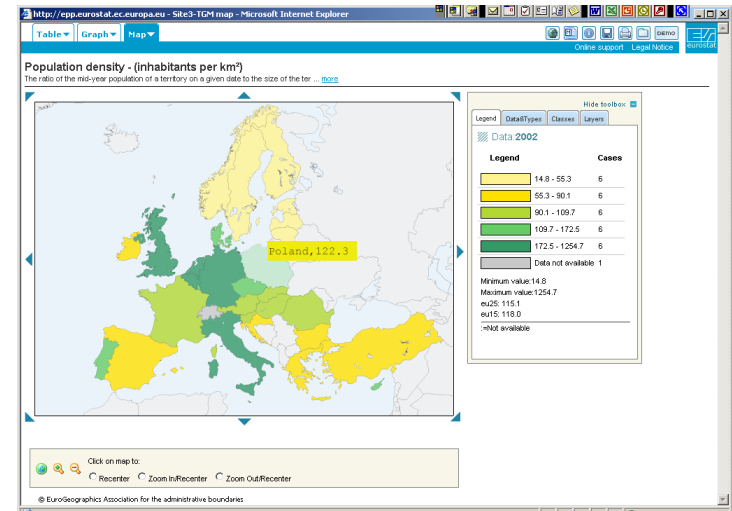
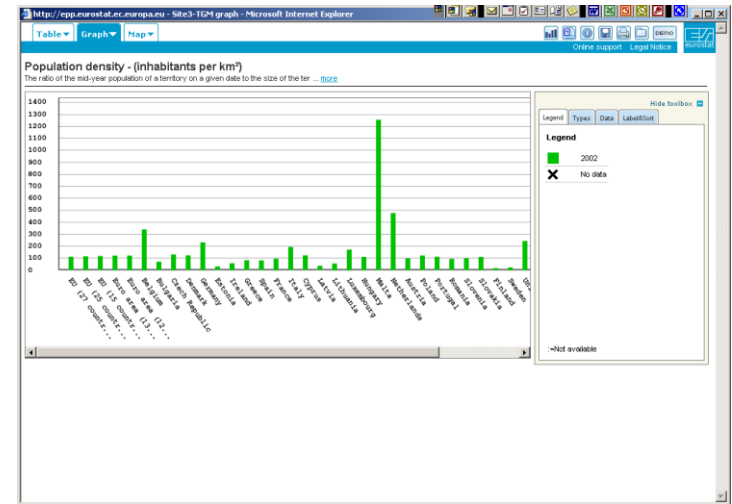



## Tables, Graphs and Maps Interface (TGM)

Population density - (inhabitants per km<sup>2</sup>)

The ratio of the mid-year population of a territory on a given date to the size of the ter...

geo	1994	1995	1996	1997	1998	1999	2000	2001	2002	2003	2004	2005
EU (27 countries)									112.9	113.4		
EU (25 countries)									115.1	115.7		
EU (15 countries)									118.0	118.7		
Euro area (13 countries)									121.3	122.0		
Euro area (12 countries)									121.5	122.2		
Belgium	333.5	334.2	334.9	335.7	336.4	336.6	338.0	339.2	340.7	342.1	343.6	345.5
Bulgaria		74.7	75.7	75.1	74.4	74.0	73.6	71.3	70.9	70.5	70.1	69.7
Czech Republic	133.7	133.7	133.5	133.3	133.2	133.1	132.9	132.3	132.0	132.1	132.2	132.5
Denmark	120.8	121.3	122.1	122.6	123.1	123.4	123.8	124.3	124.7	125.1	125.4	125.7
Germany				229.8	229.7	230.0	230.2	230.6	231.0	231.2	231.1	
Estonia	33.7	33.1	32.6	32.2	31.9	31.7	31.5	31.4	31.3	31.2	31.1	31.0
Ireland	52.4	52.7	53.0	53.5	54.2	54.8	55.4	56.1	57.3	58.4	59.5	60.8
Greece	80.7	81.4	81.9	82.4	82.9	83.3	83.5	83.8	84.1	84.3	84.6	84.9
Spain									81.6	83.0		
France	93.6	93.9	94.2		94.8	95.2	95.9	96.6	97.2	97.9		
Italy	192.6	192.6	192.7	192.8	192.8	192.9	193.0	193.1	193.7	195.2	197.1	
Cyprus	112.2	114.3	116.1	117.8	119.2	120.6	121.9	123.2	124.7	126.9	129.9	
Latvia	40.5	39.9	39.4	39.1	38.7	38.4	38.1	37.8	37.5	37.3	37.1	36.9
Lithuania		57.9	57.5	57.0	56.6	56.2	55.8	55.5	55.3	55.1	54.8	54.5
Luxembourg	155.8	159.0	160.2	162.2	164.2	166.5	168.7	170.7	172.5	174.0	175.2	
Hungary	110.3	110.0	109.6	109.2	108.7	108.2	109.8	109.5	109.2	108.9	108.6	108.4
Malta	1165.8	1173.4	1180.6	1188.9	1196.2	1215.8	1235.3	1245.4	1254.7	1263.0	1271.5	
Netherlands	453.2	459.2	459.3	460.7	463.6	466.7	470.2	473.7	476.7	480.3	483.9	483.1
Austria	98.2	96.4	96.5	96.6	96.7	96.9	97.1	97.5	98.0	98.5	99.1	99.9
Poland									122.3	122.2	122.1	



# Base COMEXT



<http://epp.eurostat.ec.europa.eu/newxtweb/>

The screenshot displays the Base COMEXT website interface. At the top right, there is a navigation bar with links for "Context Help", "Login", and "Labels language" set to "English (en)". Below this, a prompt asks the user to "Choose an item from the hierarchy below or filter datasets by keywords". A "Search datasets" button is visible. The main content area, titled "Available datasets", lists various trade data series under the "EXTERNAL TRADE" category. A red arrow points from the "Search datasets" button to the "EXTERNAL TRADE" header. The list of datasets includes:


- EU27 Trade Since 1988 By CN8
- EU27 Trade Since 1988 by HS2, 4, 6 and CN8
- EU27 Trade Since 1988 By HS6
- EU27 Trade Since 1988 By HS2-HS4
- EU27 Trade Since 1988 By SITC
- EU27 Trade Since 1988 By BEC
- EU27 Trade Since 1988 By CPA 2002
- EU27 Trade Since 1988 By CPA 2008
- EXTRA EU27 Trade Since 1999 By Mode of Transport (NSTR)
- EXTRA EU27 Trade Since 2000 By Mode of Transport (HS6)
- EXTRA EU27 Trade Since 2000 By Mode of Transport (HS2-HS4)
- Adjusted EU-EXTRA Imports by tariff regime, by CN8
- Adjusted EU-EXTRA Imports by tariff regime, by HS6
- Adjusted EU-EXTRA Imports by tariff regime, by HS2 - HS4
- EFTA Trade Since 1995 By SITC
- EFTA Trade Since 2003 By HS2,4,6
- EFTA Trade Since 2003 by National Products - CH
- EFTA Trade Since 2003 by National Products - NO
- EFTA Trade Since 2003 by National Products - IS
- West Balkans Trade Since 2002 By CN

At the bottom of the list, there is a link for "External Trade Statistics by Enterprise Characteristics". The footer of the page shows "Internet | Modo Protegido: Activado".





# Não Registado



Choose an item from the hierarchy below or filter datasets by keywords

Search

- Available datasets
  - EXTERNAL TRADE
    - EU27 Trade Since 1995 By CN8
    - EU27 Trade Since 1995 By HS6
    - EU27 Trade Since 1995 By HS2-HS4
    - EU27 Trade Since 1995 By SITC
    - EU27 Trade Since 1995 By BEC
    - EXTRA EU27 Trade Since 1999 By Mode of Transport (NSTR)
    - EXTRA EU27 Trade Since 2000 By Mode of Transport (HS6)
    - EXTRA EU27 Trade Since 2000 By Mode of Transport (HS2-HS4)
    - Adjusted EU-EXTRA Imports by tariff regime, by CN8
    - Adjusted EU-EXTRA Imports by tariff regime, by HS6
    - Adjusted EU-EXTRA Imports by tariff regime, by HS2 - HS4
    - EFTA Trade since 1995 By SITC
  - PRODUCTION
    - PRODCOM ANNUAL SOLD
    - PRODCOM ANNUAL TOTAL
    - PRODCOM MONTHLY STEEL

Easy Comext News

# Base COMEXT



# Registado



Choose an item from the hierarchy below or filter datasets by keywords

Search

- Available datasets
  - EXTERNAL TRADE
    - EU27 Trade Since 1995 By CN8
    - EU27 Trade Since 1995 By HS6
    - EU27 Trade Since 1995 By HS2-HS4
    - EU27 Trade Since 1995 By SITC
    - EU27 Trade Since 1995 By BEC
    - EXTRA EU27 Trade Since 1999 By Mode of Transport (NSTR)
    - EXTRA EU27 Trade Since 2000 By Mode of Transport (HS6)
    - EXTRA EU27 Trade Since 2000 By Mode of Transport (HS2-HS4)
    - Adjusted EU-EXTRA Imports by tariff regime, by CN8
    - Adjusted EU-EXTRA Imports by tariff regime, by HS6
    - Adjusted EU-EXTRA Imports by tariff regime, by HS2 - HS4
    - EFTA Trade since 1995 By SITC
  - PRODUCTION
    - PRODCOM ANNUAL SOLD
    - PRODCOM ANNUAL TOTAL
    - PRODCOM MONTHLY STEEL

Internet



# Servidor de Classificações RAMON

## http://ec.europa.eu/eurostat/ramon/

European Commission > Eurostat > ESS-MH > RAMON

Introduction | [Metadata](#) | Correspondence Tables | Search Engine | What's new

## Welcome to RAMON Eurostat's Metadata Server

### METADATA CATEGORIES

#### CONCEPTS AND DEFINITIONS

CODED (Eurostat's Concepts and Definitions Database) and other online glossaries relating to survey statistics

#### CLASSIFICATIONS

International statistical classifications and nomenclatures

#### STANDARD CODE LISTS

Standard cross-domain code lists used in the reference database, recommended for production databases and data transmission

#### LEGISLATION AND METHODOLOGY

EU legal acts and methodological manuals relating to statistics

#### GLOSSARIES AND THESAURI

ISI (International Statistical Institute) glossary and other online glossaries and thesauri relating to statistics

#### NATIONAL METHODOLOGIES

Survey methodologies used at national level to produce EU statistics, quality reports, etc.

### QUICKLINKS

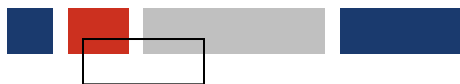
Select language:

Name	English abbreviation	Family	General description
<a href="#">Combined Nomenclature, 2009</a>	CN 2009	Products	<a href="#">View</a>
<a href="#">Combined Nomenclature, 2010</a>	CN 2010	Products	<a href="#">View</a>
<a href="#">EU legal acts relating to statistics (ESTAT-LEGIS)</a>	ESTAT-LEGIS	Other	<a href="#">View</a>
<a href="#">Eurostat's Concepts and Definitions Database (CODED)</a>	CODED	Other	<a href="#">View</a>
<a href="#">Methodological manuals relating to statistics (STATMANUALS)</a>	STATMANUALS	Other	<a href="#">View</a>
<a href="#">NUTS (Nomenclature of Territorial Units for Statistics), by country</a>	NUTS	Geographic	<a href="#">View</a>
<a href="#">NUTS (Nomenclature of Territorial Units for Statistics), by regional level</a>	NUTS	Geographic	<a href="#">View</a>
<a href="#">PRODCOM List 2010</a>	PRODCOM List 2010	Products	<a href="#">View</a>
<a href="#">Statistical Classification of Economic Activities in the European Community, Rev. 2 (NACE Rev. 2)</a>	NACE Rev. 2	Activities	<a href="#">View</a>
<a href="#">Statistical Classification of Products by Activity in the European Economic Community, 2008 version</a>	CPA 2008	Products	<a href="#">View</a>
<a href="#">Statistical Regions for Candidate countries and EFTA countries, by country</a>	SR	Geographic	<a href="#">View</a>
<a href="#">Statistical Regions for Candidate countries and EFTA countries, by regional level</a>	SR	Geographic	<a href="#">View</a>



INSTITUTO NACIONAL DE ESTATÍSTICA  
STATISTICS PORTUGAL





# Obrigada pela vossa atenção!



INSTITUTO NACIONAL DE ESTATÍSTICA  
STATISTICS PORTUGAL

<http://epp.eurostat.ec.europa.eu/quiz/pt/>

